

# Parent/Carer Guide to the College Portal

The Callywith College Portal allows you to do the following to support your young person:

- Report an absence
- View their attendance
- View their timetable
- Apply for bursaries
- Pay the enrolment fee
- Purchase a bus pass

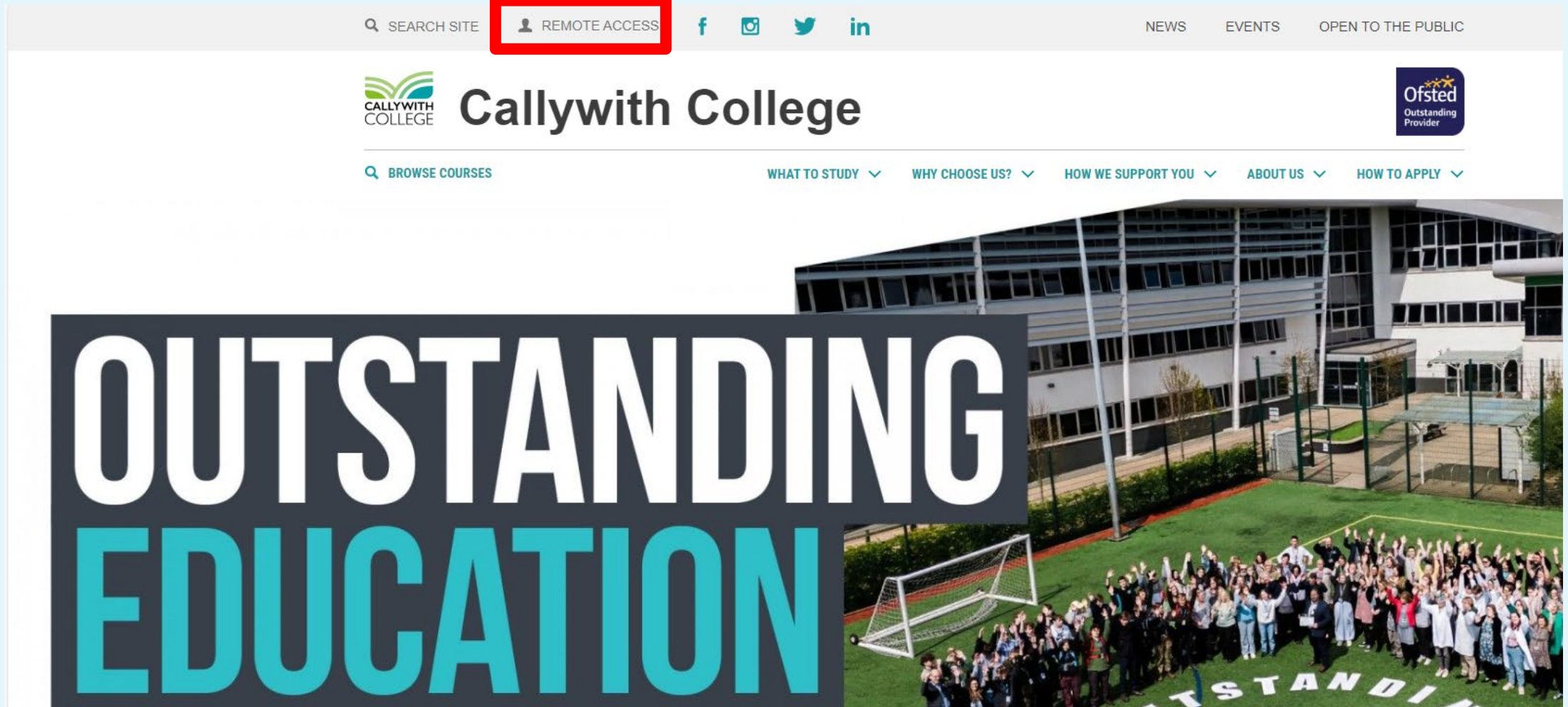


**COLLEGE PORTAL**



# Parent/Carer Guide to the College Portal

Go to the Callywith College website: [www.callywith.ac.uk](http://www.callywith.ac.uk)  
and select **Remote Access**.



The image shows a screenshot of the Callywith College website. The top navigation bar includes a search icon and the text 'SEARCH SITE', a red-bordered button with a person icon and the text 'REMOTE ACCESS', and social media icons for Facebook, Instagram, Twitter, and LinkedIn. To the right of these are links for 'NEWS', 'EVENTS', and 'OPEN TO THE PUBLIC'. Below the navigation bar is the Callywith College logo, which consists of a green and blue stylized 'C' icon and the text 'CALLYWITH COLLEGE'. To the right of the logo is the text 'Callywith College' in a large, bold, black font. Further right is the Ofsted logo, which is a blue square with a white star and the text 'Ofsted Outstanding Provider'. Below the logo and navigation bar is a horizontal menu with the following items: 'BROWSE COURSES', 'WHAT TO STUDY', 'WHY CHOOSE US?', 'HOW WE SUPPORT YOU', 'ABOUT US', and 'HOW TO APPLY'. The main content area features a large, bold, white and teal text overlay that reads 'OUTSTANDING EDUCATION'. The background of the main content area is a photograph of a large, modern school building with a glass facade and a green field in front of it. A large group of people, including students and staff, are gathered on the field, many with their arms raised in celebration. The word 'OUTSTANDING' is visible on the ground in front of the group.

# Parent/Carer Guide to the College Portal

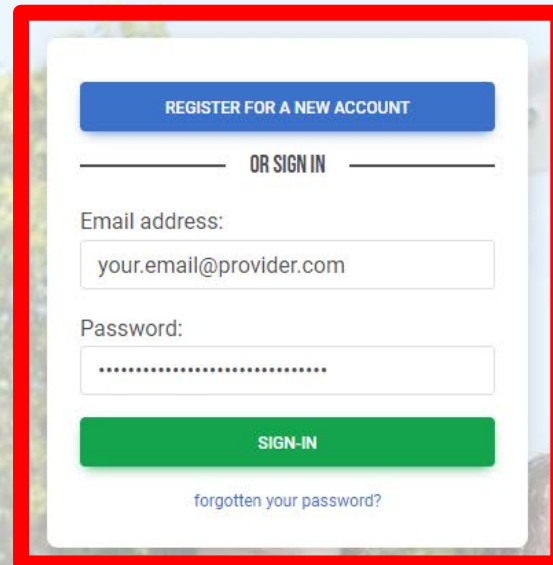
Once within Remote Services, under Parent/Carers and Applications select **College Portal**.

The screenshot displays a 'Remote Services' dashboard. At the top, three college logos are shown: Truro College, Penwith College, and Callywith College. Below these are three main service categories:

- Staff and Student Services:** Includes 'Using Microsoft 365 at Home' (with links to MFA guides and authenticator downloads), 'Email: Outlook', 'OneDrive', 'Microsoft Teams', 'SharePoint Site Directory', and 'Your SharePoint Home'.
- Parent/Carers and Applicants:** The 'College Portal' option is highlighted with a red border. It includes 'SchoolCloud Bookings'.
- Other Services:** Includes 'Learning Assistant', 'BKSB', and 'OneFile Eportfolio'.

# Parent/Carer Guide to the College Portal

Sign into your college account or register for a new account.



REGISTER FOR A NEW ACCOUNT

OR SIGN IN

Email address:

Password:

SIGN-IN

[forgotten your password?](#)



COLLEGE PORTAL



# Parent/Carer Guide to the College Portal

This is the overview page – click the links for detailed reports, for example...



COLLEGE PORTAL




[Home](#)

[Apply](#)


[Purchase](#)

[Your Account](#)



[Sign Out](#)


 **SARAH HELPMANN**  
Your Personal Account

[Apply to join the College](#)

 **JOSHUA HELPMANN**  
Managed Student (jh702362)

- [Report absence](#)
- [View attendance](#)
- [View timetable](#)
- [Termly reviews](#)
- [Start a new application](#)
- [Show 1 hidden application](#)
- [College email account and password is only available to the account holder](#)
- [Upload a new ID card photo](#)
- [View & manage consent forms](#)
- [Purchase items](#)

Attendance:  82%    Punctuality:  93%

 **HELPING SOMEONE ELSE**  
If you're a parent/carers...

- [Apply to courses for someone else](#)
- [Link to an existing student to purchase items](#)